

## The New View of Fiscal Policy and Its Application

Jason Furman<sup>1</sup>

Chairman, Council of Economic Advisers

Conference: Global Implications of Europe's Redesign

New York, NY

October 5, 2016

*This is an expanded version of these remarks as prepared for delivery.*

A decade ago, the prevalent view about fiscal policy among academic economists could be summarized in four admittedly stylized principles:

1. Discretionary fiscal policy is dominated by monetary policy as a stabilization tool because of lags in the application, impact, and removal of discretionary fiscal stimulus.
2. Even if policymakers get the timing right, discretionary fiscal stimulus would be somewhere between completely ineffective (the Ricardian view) or somewhat ineffective with bad side effects (higher interest rates and crowding-out of private investment).
3. Moreover, fiscal stabilization needs to be undertaken with trepidation, if at all, because the biggest fiscal policy priority should be the long-run fiscal balance.
4. Policymakers foolish enough to ignore (1) through (3) should at least make sure that any fiscal stimulus is very short-run, including pulling demand forward, to support the economy before monetary policy stimulus fully kicks in while minimizing harmful side effects and long-run fiscal harm.

Today, the tide of expert opinion is shifting the other way from this “Old View,” to almost the opposite view on all four points.<sup>2</sup> This shift is partly the result of the prolonged aftermath of the global financial crisis and the increased realization that equilibrium interest rates have been declining for decades. It is also partly due to a better understanding of economic policy from the experience of the last eight years, including new empirical research on the impact of fiscal policy as well as observations of the reaction of sovereign debt markets to the large increases in debt as a share of GDP in the wake of the global financial crisis. In the first part of my remarks, I will discuss the theory and evidence underlying this “New View” of fiscal policy (with, admittedly, the core of this theory being an “Old Old View” that dates back to John Maynard Keynes and the liquidity trap).

---

<sup>1</sup> I am grateful to Olivier Blanchard, Maurice Obstfeld, Christopher Otrok, Carmen Reinhart, Kenneth Rogoff, Katheryn Russ, Jay Shambaugh, Lawrence Summers, Natacha Valla, and Jeromin Zettelmeyer for helpful comments and discussions. Marie Cases, Harris Eppsteiner, and Robert Liu provided research assistance.

<sup>2</sup> For the Old View, see Taylor (2000). For some papers consistent with the New View, see IMF (2014), OECD (2016), DeLong and Summers (2012), and Blinder (2016).

Of course, what I describe as the Old View was not a consensus position among all academic economists (see, for one example, Blinder 2004). Moreover, those working in policy often took the opposite tack. While many academics and textbooks were often skeptical about discretionary fiscal stimulus, policymakers in the United States couched policy proposals intended to combat at least the last three recessions in terms of stimulus. Moreover, what I will describe as the New View of fiscal policy does not constitute a consensus, either. Although the New View is increasingly found in research by academics, policy-oriented economists, and international institutions such as the International Monetary Fund (IMF) and the Organisation for Economic Co-operation and Development (OECD), and is embodied both in statements by these institutions and in communiqués by the G-20, many policymakers still shy away from implementing it in practice.

This disconnect between the New View and its application in practice is the second topic of my remarks today. One reason for the disconnect is that some policymakers still have not accepted the substantive theory and evidence behind the New View. But the disconnect is partly institutional in origin. In the United States, the primary institutional issue is relatively weak automatic stabilizers. In the case of the Europe, the institutional issues run deeper. Most notable among them is the fact that macroeconomic institutions have been built in accord with the Old View, with an entity for monetary policy at the euro area level, but with no corresponding entity for fiscal policy.

I offer some suggestions for closing the divide between the New View and the conduct of fiscal policy, some of which are common across countries. These include the benefits of additional, efficiently allocated investments in areas like infrastructure, research, education and training. In addition, better automatic stabilizers would be helpful, which for the United States means greatly strengthening existing stabilizer and which for Europe means, at a minimum, allowing existing stabilizers to actually function. More importantly, the New View of fiscal policy underscores the importance of a more coordinated fiscal policy in Europe as well as a shift towards focusing on the longer-run fiscal situation.

### **Theory and Evidence for the New View of Fiscal Policy**

The New View of fiscal policy largely reverses the four principles of the Old View—and adds a bonus one. In stylized form, the five principles of this view are:

1. Fiscal policy is often beneficial for effective countercyclical policy as a complement to monetary policy.
2. Discretionary fiscal stimulus can be very effective and in some circumstances can even crowd *in* private investment. To the degree that it leads to higher interest rates, that may be a plus, not a minus.
3. Fiscal space is larger than generally appreciated because stimulus may pay for itself or may have a lower cost than headline estimates would suggest; countries have more space today than in the past; and stimulus can be combined with longer-term consolidation.

4. More sustained stimulus, especially if it is in the form of effectively targeted investments that expand aggregate supply, may be desirable in many contexts.
5. There may be larger benefits to undertaking coordinated fiscal action across countries.

I will discuss each of these five in turn.

*Principle 1: Fiscal Policy Is Often Beneficial For Effective Countercyclical Policy As a Complement to Monetary Policy.*

In the summer of 2015, I met with Fed Up, an advocacy group focused on monetary policy, at the Federal Reserve Bank of Kansas City's Symposium in Jackson Hole. I started by telling them that, consistent with Administration policy, I do not comment on monetary policy, either in private or in public. Instead, I focused my comments to them on the importance of fiscal policy in supporting aggregate demand.

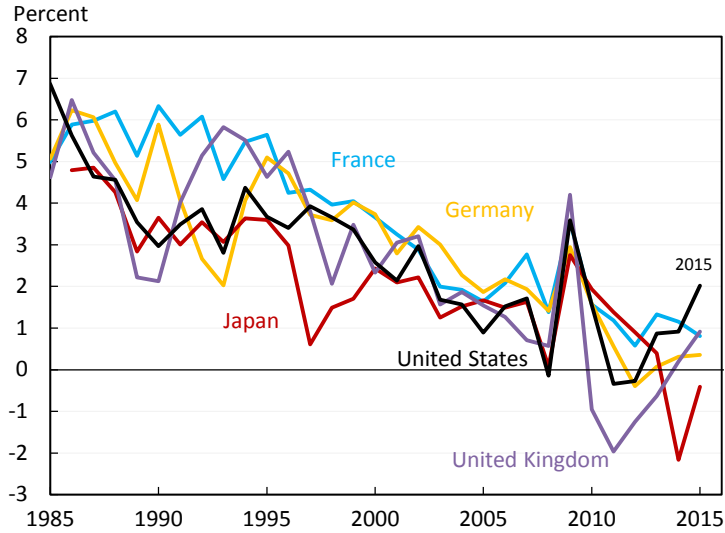
A year later, many of the Governors of the Federal Reserve and presidents of the regional Reserve Banks held a public meeting with Fed Up and, among other messages, told the group that fiscal policy is essential in supporting aggregate demand and that the entire burden should not fall on monetary policy.

The message was consistent, but not coordinated—and it reflects a view which is heard increasingly often from central bankers and institutions like the IMF and which is well-presented by Mohamed El-Erian (2016) in his book *The Only Game in Town*. Specifically, monetary policy cannot, by itself, be fully effective and would benefit from supportive fiscal policy. For example, in Congressional testimony in 2013, then-Chairman of the Federal Reserve Ben Bernanke noted, “Although monetary policy is working to promote a more robust recovery, it cannot carry the entire burden of ensuring a speedier return to economic health. The economy’s performance both over the near term and in longer run will depend importantly on the course of fiscal policy.”

In part, this view is motivated by the limitations of conventional monetary policy resulting from the long-term trend across the advanced economies toward lower equilibrium interest rates. These lower equilibrium rates, in turn, affect the level of nominal rates, both during accommodative and tight conditions.

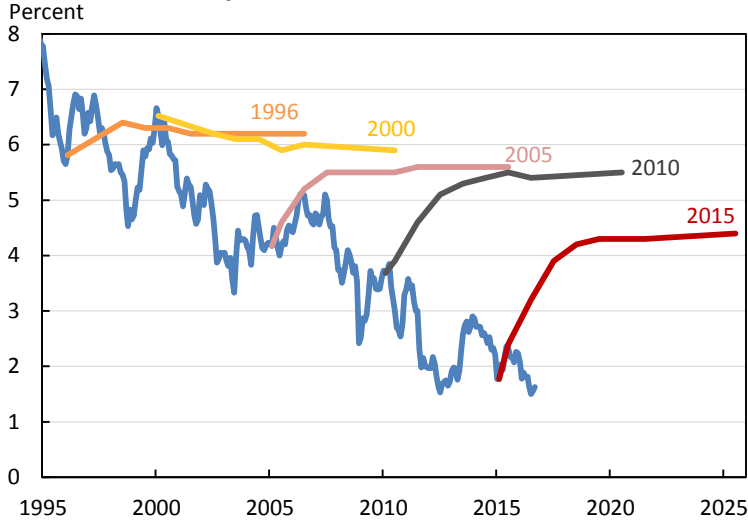
This is not a recent phenomenon. The real interest rate has trended down since the 1980s in a wide range of countries and prior to the global financial crisis in 2007 was already quite low relative to its history, as shown in Figure 1.

**Figure 1**  
**Real Ten-Year Benchmark Rate in Selected Countries**



For decades, at least in the United States, economists and financial markets missed this development—consistently expecting interest rates to rise and then stabilize (as shown in Figure 2), when in fact they kept falling. Even today, while the Blue Chip forecast expects the U.S. nominal rate on ten-year Treasury notes to eventually rise to 3.9 percent, the market-implied rate is about 1 percentage point lower for the ten-year yield ten years from now.

**Figure 2**  
**Ten-Year Treasury Rates and Historical Economist Forecasts**



A range of explanations have been advanced for this decline in interest rates. These include increased global savings, less global demand for investment, and a paucity of safe assets as well as shifting demographics and changes in potential output or productivity growth, with some of these developments associated with what has been termed “secular stagnation” (Summers 2014; Tuelings and Baldwin 2014). But regardless of the cause, the sustained and widespread decline

of real interest rates indicates that even as rates have partly rebounded from their post-crisis lows they are unlikely to return to where they were expected to be prior to the crisis (CEA 2015; Holston, Laubach, and Williams 2016).

The stronger form of secular stagnation argues that with low inflation, real interest rates cannot fall low enough to restore aggregate demand as a result of the effective lower bound, leading to a self-reinforcing spiral of weak economic performance and low interest rates. While I do not believe the stronger form of the secular stagnation is a correct description of the United States or Europe, the weaker form—that conventional monetary policy will be constrained more often in the future—is certainly a source of concern (Furman 2014).

In 2000, David Reifschneider and John Williams estimated that the zero lower bound would be constraining about 5 percent of the time in the United States, with a mean duration of four quarters when rates hit the zero lower bound. However, the experience across the advanced economies since the Great Recession suggests that, if anything, this estimate was overoptimistic. As the authors clearly stated at the time, a key assumption in this result was that the equilibrium real federal funds rate was 2.5 percent, the consensus view at the time. This is well above the most recent projections from the members of the Federal Open Market Committee, which range from 0.5 to 1.8 percent for the long-run real federal funds rate. Consequently, it is reasonable to assume that the zero lower bound or effective lower bound will constrain conventional monetary policy more than 5 percent of the time in the future (Dordal-i-Carreras et al. 2016).<sup>3</sup> And while unconventional monetary policy can still operate, there is substantial controversy on its efficacy and side effects—making other, complementary efforts to achieve the same goals desirable.

### *Principle 2: Discretionary Fiscal Stimulus Can Be Very Effective in Practice*

For decades after World War II, the ability of fiscal policy to affect the economy was broadly accepted (see, for example, Blinder and Solow 1973). In fact, the principal objection to the use of fiscal policy was not that it did not affect the economy. It was, in fact believed, to do just that—just that policymakers would do a bad job timing its impact, so that in practice it would add to instability rather than reducing it (Friedman 1953).

A decade ago, however, even the basic premise underlying the earlier debate about fiscal policy was increasingly under assault. On one side was the Ricardian view that rational, forward-looking agents could effectively undo fiscal stimulus. In this view, what matters is a country's consolidated balance sheet, and if the government takes on more debt, this action would flow through to private agents, who would in turn take on less (Barro 1974). On the other side was an increasing focus on the side effects of fiscal stimulus in terms of higher interest rates and reduced private investment (Ball and Mankiw 1995). In fact, one argument was that the 1990 and 1993 fiscal consolidations in the United States were actually expansionary (Blinder and Yellen 2001), an argument that was subsequently generalized (Alesina and Ardagna 2010).

---

<sup>3</sup> Changes to monetary policy rules could affect the frequency with which the effective lower bound is binding (Goodfriend 2016; Williams 2016). But my argument applies to the degree that these policy rules have not changed; to the degree that changing them is costly, so more active fiscal policy could obviate the need to incur those costs; or to the degree that, even with the new rules, monetary policy still has limitations or side effects.

However, an increasing body of evidence has found that fiscal expansion can have large positive effects, with a number of papers predating what I call the New View. Some of the evidence is historical. On the revenue side, Romer and Romer (2010) examine exogenous tax changes in the U.S. since World War II and find resulting multipliers as high as 3, mostly due to the effects of the actual changes, rather than news of changes, on investment. On the spending side, studies that focus on historical exogenous (unpredicted) changes in U.S. government expenditure find output multipliers ranging from 0.6 to 1.2 (Ramey and Shapiro 1998; Blanchard and Perotti 2002; Ramey 2011).

Some of the evidence for the efficacy of fiscal stimulus comes from more recent episodes. Studies based on more recent data on Federal defense spending associated with the Recovery Act detect multipliers over 1 in some scenarios (Nakamura and Steinsson 2014). Consumer-level microeconomic data from the 2001 and 2008 U.S. tax credits show evidence that liquidity-constrained households spent a sizable fraction of that rebate (Parker et al. 2013). Some convincing evidence that gets around the endogeneity of fiscal decisions in the aggregate data by studying the State-level effects of effectively random elements of the 2009 Recovery Act in the United States also finds sizable effects from fiscal stimulus (Chodorow-Reich et al. 2012).

In theory, when monetary policy is at the effective lower bound, fiscal policy may even be more effective than previously realized. This is because monetary policy will not partially offset fiscal policy through either an interest-rate channel or an exchange-rate channel. In fact, fiscal policy could even crowd *in* additional private investment to the degree that expanded aggregate demand raises growth rates and thus increases investment growth, as predicted by the standard accelerator model for investment that has done a reasonably good job explaining recent trends in investment (IMF 2015; OECD 2015).

Also, when monetary accommodation is constrained by the effective lower bound in an economy with a large output gap, fiscal expansion can expand private investment by raising inflation expectations, which would lower real interest rates (Hall 2009; Christiano, Eichenbaum, and Rebelo 2011; Woodford 2011). The reaction function of monetary policy is important, as some (for example, Woodford 2011) have argued that a monetary authority that reverts to a Taylor-type rule during fiscal expansion will significantly reduce fiscal multipliers.

Moreover, even if over the medium term fiscal policy does lead to higher equilibrium interest rates, this may actually belong on the plus side the ledger rather than the minus side, given that a higher equilibrium interest rate will offset some of the negative effects of secular stagnation, raising the neutral rate and thus creating more room for conventional countercyclical monetary policy (Summers 2014).

### *Principle 3: Fiscal Stimulus Is Less Constrained by Fiscal Space than Previously Appreciated*

As the notions that conventional monetary policy faces constraints and that fiscal policy is more effective than previously appreciated become increasingly harder to dispute, the arguments against fiscal stimulus have increasingly relied on the claim that however effective fiscal

expansion may be in theory, in practice there is limited or no fiscal space for countercyclical fiscal policy. This claim stems in part from an idea that the sovereign debt crisis in Europe was solely the result of irresponsible government spending. This may have been the case in certain countries, but governments have also faced non-fiscal issues like property bubbles or banking insolvency. In fact, there is no correlation between countries whose debt-to-GDP ratio rose prior to the crisis and those that saw their sovereign spreads spike during 2011. The spikes in debt in places like Ireland and Spain were far more a result of the crisis than a cause (Shambaugh 2012).

The concern with the medium- and long-term deficit underlying concerns about fiscal space is certainly valid, and is particularly important given slower growth and demographic pressures. But the need for immediate austerity does not follow. While not every country has the same degree of fiscal space, the tendency today is toward being excessively cautious in the name of fiscal responsibility. Let me expand on these three arguments for this view:

First, the growth associated with fiscal stimulus can improve fiscal sustainability. The key metric for debt sustainability is not the absolute level of debt, but debt scaled by the size of the economy. To the degree that fiscal stimulus is more effective when monetary policy is constrained, it may raise output more than it raises debt—thus reducing the debt-to-GDP ratio and improving fiscal sustainability (DeLong and Summers 2012; Gaspar, Obstfeld, and Sahay 2016; OECD 2016).

In some of the literature, these results are based solely on the demand-side stimulus, assuming a monetary policy reaction function that does not tighten policy in response to the fiscal stimulus, possibly because it had previously been constrained. Note that, to the degree that expanded demand raises inflation towards its target, it could also help with debt sustainability because nominal output is the relevant denominator for debt.

But the results are even stronger when the supply-side effects of well-crafted government investments are considered (IMF 2014). The standard interpretation is that the larger economy that results from infrastructure investment will result in additional tax revenue. An alternative interpretation is that increased maintenance expenditures today will reduce maintenance costs in the future and, assuming these maintenance costs grow faster than real interest rates, increased investment today would reduce the amount of deferred maintenance passed on to future generations, improving the government's balance sheet in net-present-value terms by swapping an implicit liability (deferred maintenance) for a smaller explicit liability (public debt).

While the particular result that fiscal expansion by itself will reduce the debt-to-GDP ratio depends on particular parameters and assumptions, the fact that different models find similar results suggests that the idea that fiscal expansion can improve fiscal sustainability is worth taking seriously. And at the very least the real cost of fiscal stimulus is less than the headline numbers would suggest.

In some respects, this argument may be even more important in high-debt economies like Japan and Italy. This is because changes in the debt-to-GDP ratio depend on two factors: (i) the difference between interest rates and the growth rate (strictly speaking,  $r$  minus  $g$  multiplied by the debt-to-GDP ratio) and (ii) the primary balance (the difference between revenue and non-

interest spending). The larger the debt is, the more changes in  $r - g$  dwarf the primary balance in the determination of debt dynamics—and so policies that raise  $g$  without triggering concerns that raise  $r$  by even more can be especially effective in improving sustainability.<sup>4</sup>

A key condition for this to be true, and one that should not be taken for granted in all circumstances, is that interest rates do not rise more than growth rates. To some degree this is under the control of policymakers—both fiscal policymakers, who can make short-run fiscal expansion even more effective by pairing it with longer-run fiscal consolidation, and monetary policymakers, who may choose to accommodate fiscal expansion. Even absent the ideal fiscal package, this argument seems to be consistent with the perceptions of financial markets. For example, Japan's two delays of its consumption tax increase sent yields on government bonds down, not up—since markets expected that the resulting stronger growth would make repayment of the debt easier in the future. In many cases in Europe in the last eight years, downgrades to sovereign debt ratings have come with warnings of growth prospects, not spending irresponsibility. Markets seem well aware that growth is needed to make finances sustainable in the future. This is consistent with the historical experience of the United States, where nominal growth, and not fiscal consolidation, have been critical for establishing debt sustainability (Hall and Sargent 2011).

Second, even to the degree that stimulus adds to the debt, views as to the optimal level of debt itself need to be updated in a world where many countries have made progress on future pension and health liabilities, interest rates appear persistently lower, and the demand for safe assets appears higher.

Public debt has risen across the advanced economies. But in assessing fiscal exposure it is important to not rely too much on public debt alone, which is essentially a backward-looking measure that records cumulative deficits to date. Forward-looking measures like the fiscal gap and an understanding of contingent liabilities are important. In the United States, projections of the fiscal gap by the Congressional Budget Office and the Office of Management and Budget have fallen in the last six years largely due to a combination of legislation raising revenues and cutting spending and projections for slower health cost growth. These changes—and the fact that they have such important impacts on future debt sustainability—highlight that a focus on current deficits or on whether investments in long-run productivity today are affordable misses the fact that stimulus or education and infrastructure spending typically pale in comparison to health and pension spending when considering long-run budget sustainability.

---

<sup>4</sup> Some have argued that higher growth has only a limited effect on fiscal sustainability because it automatically leads to higher pensions and greater spending in other areas (for example, faster growth could raise wages more quickly, increasing the cost of providing government-funded healthcare). But even for pensions, the elasticity of present-value spending with respect to growth is considerably less than one—because of lags in when benefits adjust—and pensions are just a portion of overall government spending. So only a portion of the additional revenues associated with the higher growth rate would be offset by the additional spending it triggered.



Of the advanced economies tracked by the IMF for which data are available, nearly three-quarters have smaller expected increases in pension and health costs between 2010 and 2030 according to the latest projections than according to projections from 2011 (IMF 2011; IMF 2016b). In addition, many countries have also cut other spending and/or raised revenue as a share of GDP. While most countries continue to have a long-run fiscal challenge, on a going-forward basis the magnitude of the challenge tends to be smaller than what was expected five years ago. In some cases, however, changes in contingent liabilities—like private debt that could become public debt in the event of a crisis—would also need to be factored in, although no good estimates of changes in these are available.

Moreover, the optimal stock of government debt as a share of the economy depends on the rate at which these liabilities are discounted. While economists do not have a fully convincing quantification of the optimal level of government debt, if interest rates are permanently lower than previously expected, then the optimal stock of debt should be higher (Elmendorf and Sheiner 2016).<sup>5</sup> This is especially true to the degree that countries are borrowing in their own currency and/or are able to lock in very long-term debt at very low interest rates.

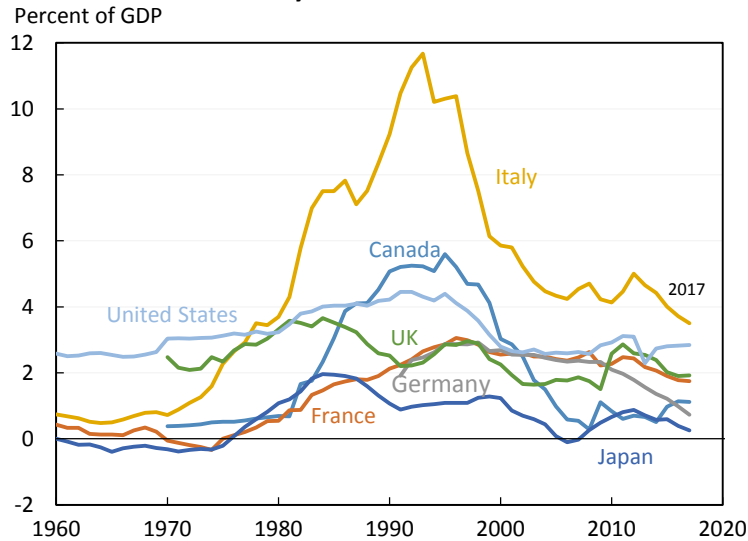
Furthermore, changes in risk perceptions about privately created debt and regulatory changes on the types and quality of assets on banking balance sheets have left the world in a safe-asset shortage. Financial markets today demand more safe assets and are even willing to pay for the right to possess them, as demonstrated by the continuing purchase of government bonds despite low interest rates. In part, we have learned that some assets we thought were safe, or that were rated triple-A, were in fact less safe than assumed. As these assets ceased to be seen as safe, this put more pressure on the supply of the remaining assets that were considered safe. Fiscal stimulus, paid for through the issuance of longer-term bonds, could mitigate this apparent shortage of safe assets (Caballero, Farhi, and Gourinchas 2016).

Based on current interest rates, capital markets judge that borrowing by most countries at this point would be safe. Low interest rates have also resulted in relatively low interest payments as a share of GDP across most major advanced economies, as shown in Figure 3.

---

<sup>5</sup> Declines in expected growth rates lower the optimal stock of government debt. But interest rate expectations have come down considerably more than growth expectations, consistent with the fact that interest rate forecasts had a large, systematic bias towards being too high for several decades while growth forecasts were generally unbiased.

**Figure 3**  
**Net Interest Payments on Government Debt**



Finally, to the degree the first and second points are true, that is sufficient to justify the existence of fiscal space. But even if they are not correct, the answer to the question of which countries have fiscal space is any country that has a credible political system that is capable of making firm, long-term commitments, since upfront fiscal expansion can be combined with medium- and long-term fiscal consolidation.

Not every country has a political system that is capable of making credible commitments about the future trajectory of fiscal policy. But the ones that do can create more fiscal space by combining short-term expansion with medium- and long-term consolidation. Ideally the consolidation would be enacted simultaneously with the expansion and would be credible—for instance, phasing in gradually in a plausible manner rather than creating a cliff that ultimately gets pushed out further. For example, the 1983 Social Security pension reforms in the United States that gradually raised the Normal Retirement Age from 65 to 67 phased in between 2000 to 2022, an increase that has been implemented with little attention and no controversy. Recently, the United States has taken steps that have cut long-term health costs while raising long-term revenue. And, as noted above, many advanced economies have also lowered their long-term spending increases and have raised revenue levels.

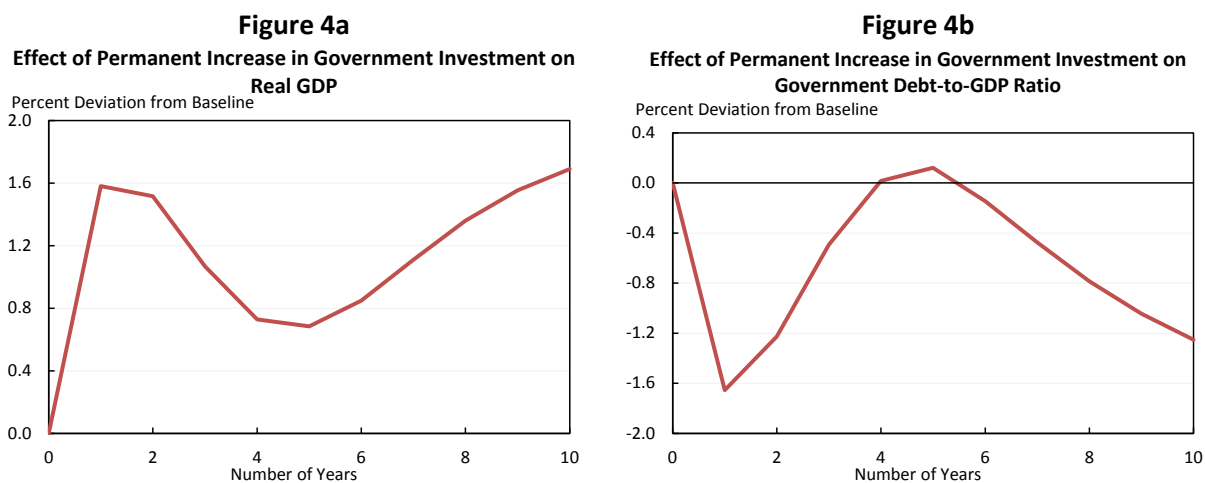
*Principle 4: It May be Desirable to Pursue Sustained Fiscal Expansion*

The Old View of fiscal policy left many economists, especially more academic ones, skeptical of any role for discretionary countercyclical fiscal policy. To the degree that economists allowed for a role for discretionary fiscal policy, it was for limited fiscal expansion focused on very short periods of time. The logic was that fiscal policy could actually have a more immediate effect on the economy than monetary policy and thus potentially fill a hole in aggregate demand (Elmendorf and Furman 2008). For example, in 2008 the United States started sending electronic payments to households less than three months after the stimulus was enacted and in 2009 reduced tax withholding was implemented within a month and a half of the passage of the

Recovery Act. In contrast, a variety of standard models show that monetary policy takes several quarters to have a substantial impact and more than a year and a half to have its maximum impact (Ramey 2016).

The New View of fiscal policy, based on the empirical and analytical observations above, places more weight on sustained fiscal policy, especially if it is conducted through effectively allocated investments. Sustained fiscal policy may be necessary because the global economic climate may be showing symptoms of persistently inadequate demand dragging on growth and inflation.

Sustained fiscal policy can play a critical role not only in demand but also in expanding productivity and aggregate supply going forward. In fact, to the degree that the return on projects substantially exceeds the government’s borrowing costs then sustained increases in government investment would be justified regardless of the situation facing aggregate demand. IMF researchers found that a permanent increase in government investment of 1 percent of GDP increases growth through permanently increasing investment and consumption. Furthermore, this fiscal spending creates future fiscal space through increasing government revenue and reducing the debt-to-GDP ratio, as shown in Figures 4a and 4b (Gaspar, Obstfeld, and Sahay 2016).



Investments in innovation may have even higher long-run payoffs, with the IMF finding that an expansion of research and development (R&D) with an annual fiscal cost of 0.4 percent of GDP can raise the long-run output level by 5 percent in advanced economies (IMF 2016a).

Moreover, the IMF’s framework is not stochastic. As discussed earlier, in addition to these deterministic effects the higher equilibrium interest rates associated with sustained increases in demand can create more room for conventional monetary policy in combatting future downturns.

Even with these results, however, there is still an argument for paying for research or infrastructure spending both because it could result in even more medium- and long-term deficit reduction and because well-designed financing mechanisms—for example, the fee on oil as proposed by the Obama Administration—could also improve the utilization of infrastructure. But to the degree the political system generates a choice between unfinanced investments or no

investments, as long as the investments are allocated at least reasonably effectively the former is likely to dominate the later.

*Principle 5: Fiscal Policy Can Have Positive Global Spillovers—And Can Be Even More Effective With Global Coordination*

An implication of the argument by Eggertsson et al. (2016) is that in a world characterized by inadequate demand and low interest rates, shocks to demand can spill even more swiftly and strongly across borders. Normally, a demand contraction in one country, caused by fiscal consolidation for example, will spill into others through shrinking imports, resulting in less demand for foreign goods. Usually that country's currency will depreciate, giving their exports an advantage, and thus resulting in a current account surplus. The demand shock affects the other countries, leading to lower interest rates, possibly lower saving rates or higher investment rates, but it does not need to directly affect overall GDP. If other countries have room for monetary easing, those countries can easily offset the reduction in demand, which among other things would shift exchange rates and temper the movements of the current account.

However, at the effective lower bound, policies that lead to large current account surpluses cannot be offset with monetary policy in other countries. Thus, a fiscal contraction abroad spills more directly into GDP. Note, the demand shock from fiscal consolidation has likely been more significant in the euro area, where the single market makes these spillovers even more direct and members cannot rely on the mitigating effects of exchange rates and monetary policy.

Fiscal expansions can have large positive spillovers, especially when they are internationally coordinated. A fiscal expansion can increase demand in both the domestic economy and the economies of its trade partners. To the extent that business investment has been held back by low GDP growth, and in particular low global GDP growth, a coordinated expansion could also lift investment, further buoying the world economy.

IMF researchers find that countries or regions engaging in an individual permanent fiscal expansion worth 1 percent of GDP face rising deficits and debt levels. However, when stimulus is coordinated across all regions, additional growth reached at least 1 percent in each region, cumulating to an additional 2.3 percent in global growth, while the debt-to-GDP ratio reduced everywhere (Gaspar, Obstfeld, and Sahay 2016). This strengthens the case for mutual reliance on fiscal policy that undergirds, for example, the G-20's inclusion of fiscal policy as one of three tools for strengthening growth (G-20 2016).

### **The New View in Practice in the United States and the Euro Area**

Economic opinion, including among both researchers and policy-oriented bodies, is increasingly shifting towards this New View of fiscal policy. This has led to some odd role reversals. Historically, the canonical situation was that irresponsible policymakers wanted to increase deficit spending, but they were restrained by international institutions like the IMF and the

OECD. Nowadays, we sometimes have the opposite situation—with those institutions, at least in the abstract, pushing fiscal stimulus while national authorities are more reluctant to embrace it.

One source of the reluctance that some policymakers have to implement the New View of fiscal policy is substantive disagreement with its principles. But in the case of the United States and Europe, there are other institutional issues as well. In the United States, we have relatively weak automatic stabilizers that place much of the burden for fiscal stimulus on a political system that can be sclerotic on fiscal policy at best. In the case of the euro area, the macroeconomic institutions themselves were built consistent with the Old View of fiscal policy and will require reform and institutional change to work in a world characterized by the New View. I will discuss these two areas in turn.

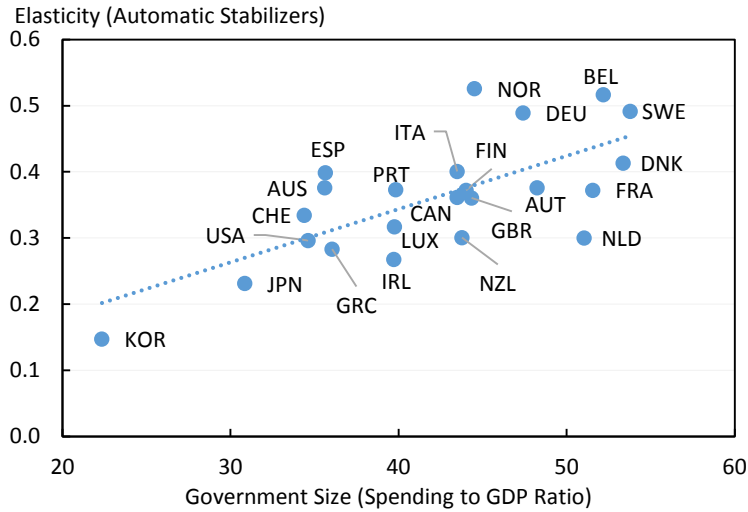
### *The United States*

In the United States, we acted quickly and substantially starting in 2008 and accelerating greatly in 2009 to institute discretionary countercyclical fiscal policy. From 2009 to 2012, the United States passed more than a dozen expansionary fiscal measures that included a combination of individual tax cuts; business tax incentives; investments in infrastructure, energy, and research; relief for State and local governments; and expanded transfer payments. In total, these measures delivered \$1.4 trillion of discretionary fiscal stimulus, or an average of 2 percent of GDP over that four-year period. Together with automatic stabilizers, the total fiscal stimulus averaged 4 percent of GDP over that period. In total, as measured by the change in the primary balance as a share of GDP, the United States had more fiscal stimulus than the euro area in each year from 2009 to 2012 (Furman 2016). But then, contrary to the Administration's proposals, the stimulus was abruptly withdrawn in 2013.

Fiscal fatigue—in a political, but not economic sense—played a role in this premature withdrawal of stimulus. Take the case of the emergency extension of unemployment insurance benefits to allow jobseekers to receive benefits for more than six months. Consistent with practice in past recessions, Congress passed extended benefits on a bipartisan basis in June 2008 when the unemployment rate was 5.3 percent, and the long-term unemployment rate (defined as those unemployed six months or more) was 1.0 percent. But Congress then allowed extended benefits to expire at the end of 2013, when the unemployment rate was 6.7 and the long-term unemployment was 2.5 percent, well above what they were when extended benefits were initiated in the first place. At least in part this was because many legislators felt that benefit outlays had been too high for too long and so wanted them to end. Of course, an optimal strategy is to make unemployment benefit rules dependent on the economic situation, not arbitrary periods of time. In particular, it is optimal to have benefits for longer when the unemployment rate is higher, since to the degree moral hazard is an issue for unemployment insurance, it is less of an issue when the unemployment rate is higher (Kroft and Notowidigdo 2016).

The United States has a political system in which fiscal changes can be difficult to implement given the frequency of divided government and procedural rules in the Senate. At the same time, the United States' automatic fiscal stabilizers are relatively weak compared to other countries', largely because government spending is a smaller share of our economy, as Figure 5 shows.

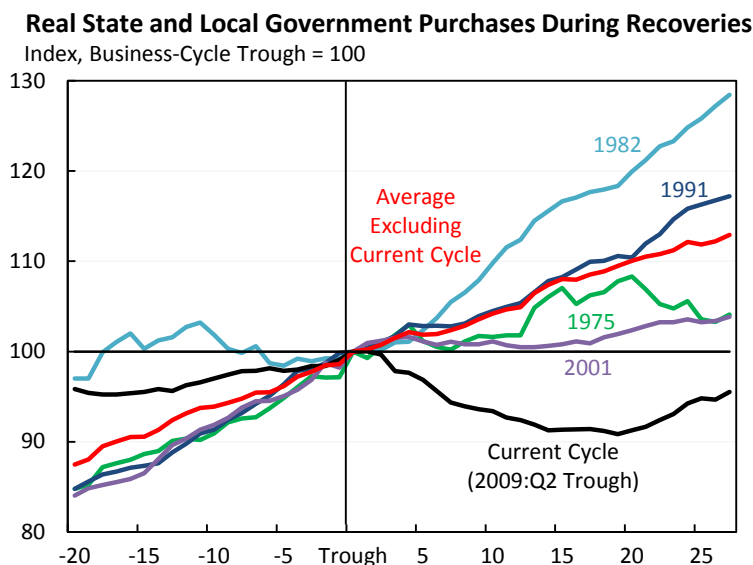
**Figure 5**  
**Government Size and the Cyclical Semi-Elasticity**  
**of Automatic Stabilizers**



In recent years, the United States has improved its automatic stabilizers by making the fiscal system more progressive and establishing universal health insurance—so in a downturn, more Americans would get financial assistance for health insurance. But additional automatic stabilizers would be warranted. In particular, stabilizers focused on providing resources to people when they are most likely to spend them—which corresponds to the provision of insurance to help cash-constrained households smooth their consumption—would be especially useful. One such measure would be to automatically extend unemployment insurance when the unemployment rate is high or rising, as proposed in the President’s Fiscal Year 2017 Budget. Additional “semi-automatic” stabilizers that are not based on individual circumstances but triggered off of economic circumstances are worth seriously considering.

In particular, more thought is needed about the changing role that State and local budget policies play in the business cycle. In the wake of the Great Recession, State and local government spending contracted, deepening the recession and slowing the recovery. As Figure 6 shows, this fiscal consolidation was in contrast to the experience of earlier business cycles.

Figure 6



The Federal Government has considerably more capacity to both insure against idiosyncratic risks to particular States and to borrow in recessions than do subnational governments, as a result both of current laws (all but one U.S. State has balanced budget requirements) and of financial market perceptions. Moreover, State and local governments rationally do not take into account the positive spillovers from their policies and, left to their own devices, will undertake too little stimulus. In addition, while it might make sense to agree *ex ante* to share risks when no one State knows what risks it will face, such a deal is impossible *ex post* after the shocks have been realized. Finally, the arguments I made earlier about financial market confidence being partly based on the expectation of higher growth leading to more fiscal sustainability do not apply with as much force to smaller, more local areas, which bear the full cost of the additional debt incurred in stimulus but get only a fraction of the economic benefits.

For all of the reasons, it makes sense for the affirmative fiscal response in the United States to remain primarily at the Federal level. But more thought may be needed to understand whether the pro-cyclical subnational fiscal policy in the wake of the Great Recession that moved in the opposite direction from the expansionary Federal response is likely to become the norm going forward and, if so, what role Federal policy could have in counteracting it.

### *The Euro Area*

The institutional structure of the euro area reflects the Old View of fiscal policy. There is no entity with the responsibility to manage macroeconomic policy at the euro area level other than the European Central Bank (ECB). Thus, shocks that affect the entire euro area or that have important spillovers can be addressed by monetary policy alone. Additionally, to the degree there is coordination, it is asymmetric—with a Stability and Growth Pact (SGP) that can compel deficit reduction but cannot compel fiscal expansion. This institutional framework exacerbates what were already distorted incentives at the national level to undertake too little expansionary fiscal policy when it is needed or to use contractionary fiscal policy when it is inappropriate,

since neither euro area countries themselves nor financial markets purchasing their debt take into account the spillovers their fiscal policy has on their neighbors.

In a theoretical world where shocks are best handled by monetary policy and the role of fiscal policy is both to handle idiosyncratic shocks at the country, but not European level, and also to reduce the deficit, this set of institutions may be adequate. But if monetary policy can run into limits where fiscal policy is needed as a supporting macroeconomic policy tool at the European level, or if shocks are persistent enough that fiscal policy must be deployed in more than a short burst, the current euro area fiscal institutions act as barriers to effective policy.

Moreover, the SGP is focused on current deficits and debt—without systematically incorporating future liabilities. In a world where fiscal policy is not expected to play a role in supporting aggregate demand, this may be the best way to design the rule. While in economic theory, the time path of the deficit matters less than its present value, in political-economy practice back-loaded deficit reduction risks being gameable. But if there is an important role for fiscal policy in supporting aggregate demand, as suggested by the New View, then it may be worth trading off some risk of gaming to allow countries to undertake a much superior fiscal policy that would combine short-run expansion with long-run consolidation. Moreover, focusing on long-term liabilities may also encourage fiscal discipline in ways that a backward-looking rule would not.

In the most recent set of crises in the euro area, budget policies interacted with the fact that financial rescues were at the country level, such that countries in financial crisis had to exacerbate problems by making fiscal cuts which weakened the economy and fed back to weakening banks and hence the budget even more. The European institutional structure seemed to amplify shocks rather than dampen them (Shambaugh 2012). A number of countries, particularly Spain and Ireland, have made sizable budget cuts despite having high unemployment rates and interest rates already at zero. There is ample evidence that these cuts deepened these countries' recessions. Some progress has been made on the financial institutions—though legacy issues persist—but the holes on the fiscal side remain.

The economically preferable solution to this problem would be to undertake more countercyclical fiscal policy at the euro area level—for example, automatic stabilizers like unemployment insurance benefits; meaningful increases in infrastructure funding through, for example, the European Investment Bank; or simply more coordinated fiscal policy either through a revision of the SGP or the establishment of a new multilateral agreement. Such steps would respond optimally to the large spillovers of country-level fiscal policy, would reflect the even greater fiscal space at the European level, would provide a mutual insurance system against shocks that disproportionately affect certain areas, and would also look at fiscal sustainability on a more forward-looking basis that would include credit for long-term fiscal consolidations.

Absent greater fiscal mutualization, the euro area already has much stronger automatic stabilizers than the United States. Tax rates are higher, such that a downturn automatically leads to larger reductions in government revenues, and social safety nets are usually more generous, such that downturns are met with larger increases in spending. Taxes and social transfers in Europe were important to softening the effect of the recession both in terms of growth and of income inequality (OECD 2013). In fact, public transfers contributed most to growth in places hit hardest



by the recession. The challenge is less about strengthening automatic stabilizers within countries—although that would be welcome—and more about making sure that they are not undone by pro-cyclical discretionary fiscal policy that is required by the SGP. If more of the stabilizers were funded at the euro area level, it would reduce the budget pressure on individual member states when they face an asymmetric downturn.

## **Conclusion**

The New View of fiscal policy is increasingly being accepted in economic policy circles. More and more policymakers appreciate that fiscal policy is a critical complement to monetary policy and that we have used it too little, especially given its effectiveness and given the greater fiscal space we had relative to eight years ago. In addition, more and more researchers have found that additional public investments may be justified on purely supply-side grounds if its rate of return substantially exceeds the government's borrowing costs.

In many cases, the ideal policy would be short-term expansion combined with medium- and long-term consolidation. Infrastructure or research spending may still reduce the debt-to-GDP ratio if it is not paid for, but given the large medium- and long-term debt it may be even better economically to pay for it and have even more deficit reduction. Nevertheless, the weight of the theory and evidence suggests that we should not let the perfect be the enemy of the good, and if the only way to undertake additional investment is without financing it then it would still be worth doing.

In practice, optimal or even good policy is dependent on the country and the circumstances, but in general the bias of thinking among economists and research by international institutions is increasingly towards more discretionary fiscal policy. At the same time, too many policymakers are still too often biased towards less. A better understanding can help remedy some of that gap, but it is no substitute for the institutional changes needed to underpin such a change. I have tried to point out some of what these might be in my discussion today but, again, the exact changes will depend on a broader set of considerations than the macroeconomic ones that have been my focus today.

## Notes to Figures

### Figure 1

Source: National sources via Haver Analytics.

### Figure 2

Note: Forecasts are those reported by Blue Chip Economic Indicators in March of the given calendar year, the median of over fifty private-sector economists.

Source: Blue Chip Economic Indicators.

### Figure 3

Source: Organisation for Economic Co-operation and Development.

### Figures 4a and 4b

Source: Gaspar, Obstfeld, and Sahay (2016).

### Figure 5

Source: Fatás and Mihov (2012).

### Figure 6

Source: Bureau of Economic Analysis, National Income and Product Accounts; CEA calculations.

## References

- Alesina, Alberto and Silvia Ardagna. 2010. "Large Changes in Fiscal Policy: Taxes versus Spending." *Tax Policy and the Economy* 24: 35-68.
- Ball, Laurence and N. Gregory Mankiw. 1995. "[What Do Budget Deficits Do?](#)" Federal Reserve Bank of Kansas City, Economic Policy Symposium – Jackson Hole: 95-119.
- Barro, Robert J. 1974. "Are Government Bonds Net Wealth?" *Journal of Political Economy* 82 (6): 1095-1117.
- Blanchard, Olivier and Roberto Perotti. 2002. "An Empirical Characterization of the Dynamic Effects of Changes in Government Spending and Taxes on Output." *Quarterly Journal of Economics* 117 (4): 1329-1368.
- Bernanke, Ben S. 2013. "[Semiannual Monetary Policy Report to the Congress.](#)" Testimony Before the Committee on Banking, Housing, and Urban Affairs, U.S. Senate. February 26.
- Blinder, Alan S. 2004. "The Quiet Revolution: Central Banking Goes Modern." New Haven: Yale University Press.
- \_\_\_\_\_. 2016. "[Fiscal Policy Reconsidered.](#)" *The Hamilton Project*. The Hamilton Project Policy Proposal 2016-05.
- Blinder, Alan S. and Robert M. Solow. 1973. "Does Fiscal Policy Matter?" *Journal of Public Economics* 2 (4): 319-337.
- Blinder, Alan S. and Janet L. Yellen. 2001. *The Fabulous Decade: Macroeconomic Lessons from the 1990s*. New York: Century Foundation Press.
- Caballero, Ricardo J., Emmanuel Farhi, and Pierre-Olivier Gourinchas. 2015. "[Global Imbalances and Currency Wars at the ZLB.](#)" NBER Working Paper No. 21670.
- Chodorow-Reich, Gabriel, Laura Feiveson, Zachary Liscow and William Gui Woolston. 2012. "Does State Fiscal Relief during Recessions Increase Employment? Evidence from the American Recovery and Reinvestment Act." *American Economic Journal: Economic Policy* 4 (3): 118-145.
- Christiano, Lawrence, Martin Eichenbaum, and Sergio Rebelo. 2011. "When is the Government Spending Multiplier Large?" *Journal of Political Economy* 119(1): 78-121.
- Council of Economic Advisers (CEA). 2015. "[Long-Term Interest Rates: A Survey.](#)" Report.
- DeLong, J. Bradford and Lawrence H. Summers. 2012. "Fiscal Policy in a Depressed Economy." *Brookings Papers on Economic Activity* 43 (1): 233-297.

- Dordal-i-Carreras, Marc, Olivier Coibion, Yuriy Gorodnichenko, and Johannes Wieland. 2016. “Infrequent but Long-Lived Zero-Bound Episodes and the Optimal Rate of Inflation.” *Annual Review of Economics* 8 (1).
- Eggertsson, Gauti B. Neil R. Mehrota, Sanjay R. Singh, and Lawrence H. Summers. 2016. “[A Contagious Malady? Open Economy Dimensions of Secular Stagnation](#).” NBER Working Paper No. 22299.
- El-Erian, Mohamed A. 2016. *The Only Game in Town: Central Banks, Instability, and Avoiding the Next Collapse*. New York: Random House.
- Elmendorf, Douglas and Jason Furman. 2008. “[If, When, How: A Primer on Fiscal Stimulus](#).” The Hamilton Project.
- Elmendorf, Douglas and Louise Sheiner. 2016. “[Federal Budget Policy with an Aging Population and Persistently Low Interest Rates](#).” Hutchins Center on Fiscal and Monetary Policy Working Paper No. 18. The Brookings Institution.
- Fatás, Antonio and Ilian Mihov. 2012. “Fiscal Policy as a Stabilization Tool.” *B.E. Journal of Macroeconomics* 12 (3).
- Friedman, Milton. 1953. *Essays in Positive Economics*. Chicago: University of Chicago Press.
- Furman, Jason. 2014. “[The Global Economy: Demand, Supply and Interdependence](#).” Remarks at Globes Israel Business Conference.
- \_\_\_\_\_. 2016. “[Demand and Supply: Learning from the United States and Japan](#).” Remarks at ESRI International Conference 2016.
- G-20. 2016. “[Communiqué: G-20 Finance Ministers and Central Bank Governors Meeting](#).” July 23-24.
- Gaspar, Vitor, Maurice Obstfeld, and Ratna Sahay. 2016. “[Macroeconomic Management When Policy Space is Constrained: A Comprehensive, Consistent and Coordinated Approach to Economic Policy](#).” IMF Staff Discussion Note.
- Goodfriend, Marvin. 2016. “[The Case for Unencumbering Interest Rate Policy at the Zero Bound](#).” Federal Reserve Bank of Kansas City, Economic Policy Symposium – Jackson Hole.
- Hall, Robert E. 2009. “By How Much Does GDP Rise if the Government Buys More Output?” *Brookings Papers on Economic Activity* 40 (2): 183-249.
- Hall, George J. and Thomas J. Sargent. 2011. “Interest Rate Risk and Other Determinants of Post-WWII US Government Debt/GDP Dynamics.” *American Economic Journal: Macroeconomics* 3 (3): 192-214

Holston, Kathryn, Thomas Laubach, and John C. William. 2016. "[Measuring the Natural Rate of Interest: International Trends and Determinants](#)." Federal Reserve Bank of San Francisco Working Paper No. 2016-11.

International Monetary Fund (IMF). 2011. "[Shifting Gears: Tackling Challenges on the Road to Fiscal Adjustment](#)." *Fiscal Monitor*, April 2011.

\_\_\_\_\_. 2014. "[Chapter 3: Is It Time for an Infrastructure Push? The Macroeconomic Effects of Public Investment](#)." *World Economic Outlook*, October 2014.

\_\_\_\_\_. 2015. "[Chapter 4: Private Investment: What's the Holdup?](#)" *World Economic Outlook*, April 2015.

\_\_\_\_\_. 2016a. "[Chapter 2: Fiscal Policies for Innovation and Growth](#)." *Fiscal Monitor*, April 2016.

\_\_\_\_\_. 2016b. "[Debt: Use It Wisely](#)." *Fiscal Monitor*, October 2016.

Kroft, Kory and Matthew J. Notowidigdo. 2016. "Should Unemployment Insurance Vary with the Unemployment Rate? Theory and Evidence. *Review of Economic Studies* 83 (3): 1092-1124.

Nakamura, Emi and Jon Steinsson. 2014. "Fiscal Stimulus in a Monetary Union: Evidence from US Regions." *American Economic Review* 104 (3): 753-792.

Organisation for Economic Co-operation and Development. 2013 (OECD). "[Crisis Squeezes Income and Puts Pressure on Inequality and Poverty in the OECD](#)." Report.

\_\_\_\_\_. 2015. "[Chapter 3: Lifting Investment for Higher Sustainable Growth](#)." *OECD Economic Outlook 2015*. Paris: OECD Publishing.

\_\_\_\_\_. 2016. "[Interim Economic Outlook: Global Growth Warning: Weak Trade, Financial Distortions](#)." Report.

Parker, Jonathan A., Nicholas S. Souleles, David S. Johnson, and Robert McClelland. 2013. "Consumer Spending and the Economic Stimulus Payments of 2008." *American Economic Review, American Economic Association* 103(6): 2530-53.

Ramey, Valerie A. 2011. "Can Government Purchases Stimulate the Economy?" *Journal of Economic Literature* 49 (3): 673-685.

\_\_\_\_\_. "[Macroeconomic Shocks and Their Propagation](#)." NBER Working Paper No. 21978.

Ramey, Valerie A. and Matthew D. Shapiro. 1998. "Costly Capital Reallocation and the Effects of Government Spending." *Carnegie-Rochester Conference Series on Public Policy* 48: 145-194.

Reifschneider, David and John C. Williams. 2000. "Three Lessons for Monetary Policy in a Low Inflation Era." *Journal of Money, Credit, and Banking* 32 (4): 936-966.

Romer, Christina D. and David H. Romer. 2010. "The Macroeconomic Effects of Tax Changes: Estimates Based on a New Measure of Fiscal Shocks." *American Economic Review* 100 (3): 763-801.

Shambaugh, Jay C. 2012. "The Euro's Three Crises." *Brookings Papers on Economic Activity* 43 (1): 157-231.

Summers, Lawrence H. 2014. "U.S. Economic Prospects: Secular Stagnation, Hysteresis, and the Zero Lower Bound." *Business Economics* 49 (2): 65-73.

Taylor, John B. 2000. "Reassessing Discretionary Fiscal Policy." *Journal of Economic Perspectives* 14 (3): 21-36.

Teulings, Coen and Richard Baldwin, eds. 2014. [\*Secular Stagnation: Facts, Causes and Cures\*](#). London: Centre for Economic Policy Research

Williams, John C. 2016. "[Monetary Policy in a Low R-Star World](#)." Federal Reserve Bank of San Francisco Economic Letter No. 2016-23.

Woodford, Michael. 2011. "Simple Analytics of the Government Expenditure Multiplier." *American Economic Journal: Macroeconomics* 3 (1): 1-35.